


Activity Book



Builder



This book belongs to

Child's name

How to use this activity book

This activity book is designed for ease of use by the parent or teacher, and to stimulate enthusiasm on the part of the Adventurer. This activity book may be used as a whole, or the pages may be removed and completed one at a time. Collecting the completed pages and binding them together (with stapler or yarn) at the end of the year will provide a keepsake for the children to remind them of their Adventurers.



Produced by:
NAD Adventurer Ministries
12501 Old Columbia Pike
Silver Spring, MD 20904-6600

Distributed by:
AdventSource
5040 Prescott Avenue
Lincoln, NE 68506
1-800-328-0525


Copyright © 1994 Edition 1.0
Copyright © 1996 Edition 2.0
NAD Adventurer Ministries
North American Division of Seventh-day Adventists
12501 Old Columbia Pike, Silver Spring, MD 20904-6600

Edited by Teresa Reeve

Designed by Glen Milam for *Wesley Thor Studios*,
Takoma Park & Smithsburg, MD.

Illustrations by *Orchard Hill Communications, CA.*

Printed in the USA.



_____ /
first name

_____ /
last name

God's Builder

My address is:

My phone number is:

My family's names are:

Adventures I'd like to go on:


I am ____ years old.

I am in the ____ grade.

My friends are:

Neat things I have made:

Things I'd like to make or build:



Builder Checklist

Basic Requirements

I. Responsibility

- A. Recite the Adventurer Pledge and Law.
- B. Explain the Pledge.

II. Reinforcement

Earn the Builder Reading Award.

My God

I. His Plan to Save Me

- A. Create a story chart or booklet showing the order in which these stories took place:
 - Paul
 - Martin Luther
 - Ellen White
 - Yourself

OR the Bible stories you are studying in your classroom or Sabbath School.

- B. Use your story chart or booklet to show someone how to give one's life to Jesus.

II. His Message to Me

- A. Find, memorize, and explain three Bible verses about giving your life to Jesus:
 - Acts 16:31
 - John 1:12
 - Galatians 3:26
 - 2 Corinthians 5:17
 - Psalm 51:10
 - Your choice

- B. Name the books of the New Testament.

III. His Power in My Life

- A. Spend regular quiet time with Jesus to talk with Him and learn about Him.
- B. Ask three people why they are glad to belong to Jesus.

My Self

I. I Am Special

Put together a scrapbook, poster, or collage showing some things you can do to serve God and others.

II. I Can Make Wise Choices

Earn the Media Critic Adventurer Award

III. I Can Care for Body

Earn the Temperance Adventurer Award.

My Family

I. I Have a Family

- A. Share one way your family has changed. Tell how you felt and what you did.
- B. Find a story in the Bible about a family that changed.

II. Families Care for Each Other

Play the "I Care" game by having each family member plan a special way to show appreciation to each of the other members of the family.

III. My Family Helps Me Care for Myself

Complete one requirement of the Wise Steward Adventurer Award.

My World

I. The World of Friends

- A. Make friends with a person of another culture or generation, or someone who is handicapped.
- B. Invite that person to a family or church event.

II. The World of Other People

- A. Know and explain your national anthem and flag.
- B. Name your country's capital and the leader of your country.

III. The World of Nature

Earn an Adventurer Award for nature, not previously earned.



Instructor Checklist

Basic Requirements

- I. A. _____
- B. _____
- II. _____

My God

- I. A. _____
- B. _____
- II. A. _____
- B. _____
- III. A. _____
- B. _____

My Self

- I. _____
- II. _____
- III. _____

My Family

- I. A. _____
- B. _____
- II. _____
- III. _____

My World

- I. A. _____
- B. _____
- II. A. _____
- B. _____
- III. _____

● It's great to be part of an Adventurer Club...

.....

Adventurer Club will help you:


- give your life to Jesus
- have fun being a Christian

A real Adventurer:

- is in grades 1-4
- attends meetings and activities faithfully
- keeps the Adventurer Pledge and Law

In Adventurer Club, you'll:

- earn awards
- play games
- make friends
- help people
- go on outings



You can have an Adventurer Club:

- with your family
- with kids at your church
- with kids at school or in your neighborhood

● If you don't have a club yet, ask your mom or dad or an adult at church.


Reinforcement

Earn the Builder Reading Award.



Read the book, write it's name under the picture, then color the picture.
Color one star if the book was OK, four stars if it was super

Three (3)
chapters from
Acts



Book on
family,
friends or
feelings




Bible story
book or a book
about Jesus



Book on history
or missions



Book on health or safety



Book on nature



Suggestions for Parents or Leaders

The Builder Reading Award is awarded to children who read or listen while someone else reads:

1. Three (3) chapters from Acts from a simple, modern translation of the Bible
2. A Bible story book or a book about Jesus
3. A book on health or safety
4. A book on family, friends or feelings
5. A book on history or missions
6. A book on nature

Provide children with several good books to choose from, which will help them to understand and apply the things they are learning this year in the Busy Bee classwork.

Be sure that the books are:

1. True to life. The books must present an accurate picture of reality. It must not be overly simplistic, sentimental, or exciting.
2. Lasting value. A good book helps the child to understand God, human nature, or the things of creation without appearing to be preachy and contrived.
3. Positive Morality. Evil and sin are recognized as such, and receive their just reward. The good should be upheld as the model and goal for the children.
4. Enjoyable. The book should be one that the adult enjoys reading. (If the adult does not enjoy it, it is highly unlikely that the child will—or should.)
5. Developmentally appropriate. A good book will fit the child's level of reading ability, sophistication, and interest.

His Plan to Save Me



A. Create a story chart or booklet showing the order in which these events took place:

- Paul
- Martin Luther
- Ellen White
- Yourself

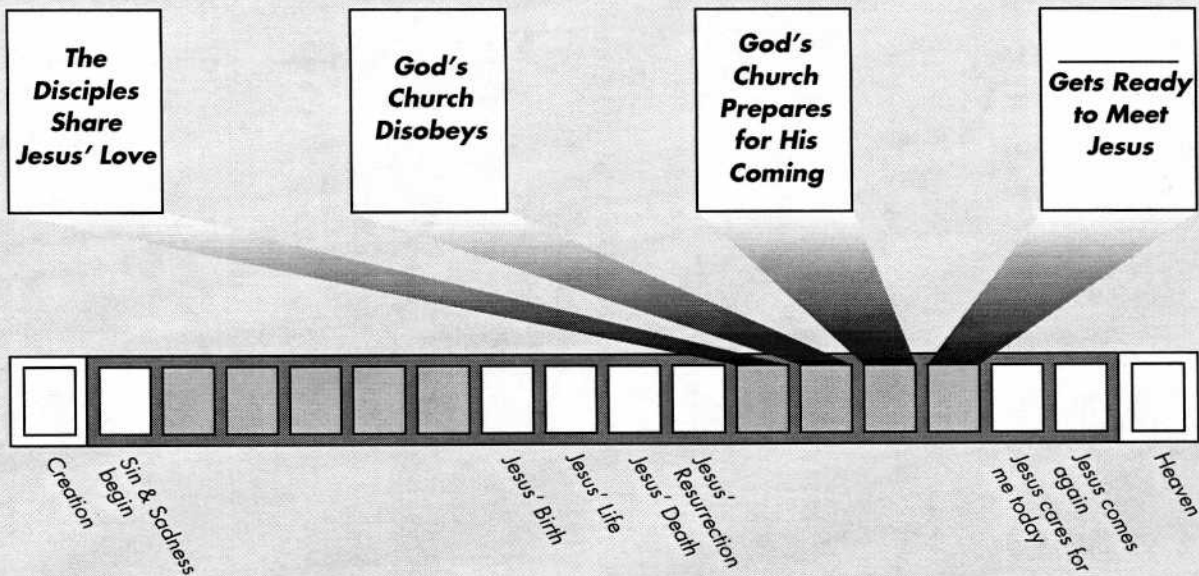
OR

the Bible stories you are studying in your classroom or Sabbath School.

B. Use your story chart or booklet to show someone how to give one's life to Jesus.

S T E P B Y S T E P

Builder Bible Story Chart



Suggestions for Parents and Leaders

Background Information

The Builder requirement expands upon the basic understandings of salvation that were presented at the Sunbeam level. Throughout the Adventurer classwork, beginning with the Busy Bee, the children have been encouraged to make decisions for Jesus. At the earliest levels, children were encouraged to choose to be thankful for Jesus' watchcare and to trust His wise rules. Later they learned to choose to let Jesus rescue them from sin by asking Him into their lives.

Most Builders have reached a level where they are ready to accept Christ as their personal Savior and commit their lives to Him. Whether or not they have already done so, they need to review the steps that inform their decision. This requirement emphasizes the central importance of giving one's life to Jesus and helps children understand how this can be done.

Some simple steps may be outlined for them to follow in giving their lives to Jesus.

Steps to Jesus

1. Recognize GOD'S LOVE for them. (1 John 4:8)
2. Admit THEIR NEED; all have sinned and deserve to die. (Romans 3:23, Revelation 21:27, John 8:21,24)
3. JESUS is the WAY. The sinless Son of God died for our sin. He is the only way to heaven. (John 3:16, I Corinthians 15:3, 4)
4. Help them RECEIVE JESUS. They admit their need and ask forgiveness. They state their belief in Jesus and ask Him into their lives. (John 1:12, Revelation 3:20)
5. Give them ASSURANCE that they are God's children and have a place in heaven. (John 3:36, 3:16, 1:2)

The primary focus of these stories is to help and encourage the children to give their lives to Jesus. Not all will be ready or willing to commit their lives at this time, but the children should understand what it means and how they can do so. Do not pressure them to make a decision before they are ready. To help them do this:

1. Pray yourself for the Holy Spirit's leading.
2. Take the children through the Steps to Jesus.
3. Ask the children if they would like to make a decision to give their lives to Jesus.
4. Take children individually through the steps of receiving Jesus. Help them pray their own prayer, telling God that they admit their need, ask forgiveness, state their belief, and ask Jesus into their life.
5. Many children will find it easier to take this step if they have previously made private, inner decisions. They now follow up by making their decision public— by telling a parent, a leader, and their pastor. They may start planning to join a baptismal class. (But avoid hurrying them into the tank without adequate preparation.)


The story chart may be used in three different ways:

1. Place the pictures on a large wall story chart, adding each new picture as you tell the story. The children may refer to this chart as they work on their own chart(s) and as they learn about other stories from the Bible and from history.
2. Provide the children with a practice activity by making available a blank chart and the pictures, stories and labels provided on the following pages. The children may set the blank chart on the floor and place the pictures, stories and labels in order on the chart.
3. Children may also color the pictures and use the stories and labels to create their own story charts or story chart booklets.




The Disciples Share Jesus' Love

The disciples shared Jesus' love with everyone. Because Paul and Silas were so joyful and kind, the Philippian jailer decided to live for Jesus, too.




God's Church Disobeys

Many people began to disobey what Jesus taught in the Bible. But Martin Luther was excited when he read what the Bible really said about God's love and forgiveness.



God's Church Prepares for His Coming

Over 150 years ago, people who were studying their Bibles realized that Jesus would come very soon. They began to get ready to meet Him. God gave Ellen White special dreams to help them.




(YourName)

Get Ready to Meet Jesus

His Message to Me

A. Find, memorize, and explain three Bible verses about giving your life to Jesus:

- Acts 16:31
- John 1:12
- Galatians 3:26
- 2 Corinthians 5:17
- Psalm 51:10
- Your choice



B. Name the books of the New Testament.

Find the titles in the word search game.

Matthew	1 Corinthians	1 Thessalonians	Hebrews	3 John
Mark	2 Corinthians	2 Thessalonians	James	Jude
Luke	Galatians	1 Timothy	1 Peter	Revelation
John	Ephesians	2 Timothy	2 Peter	
Acts	Philippians	Titus	1 John	Builder
Romans	Colossians	Philemon	2 John	Adventurers

M J P Z L D 3 V K O N E T J X D 2 A S L M E
 V O 2 T H E S S A L O N I A N S C D Q I N U
 O M A T T H E W D Y X G T M J B O V P T L O
 O A V T G X T C I M C B U E A M R E S I R V
 O R O M A N S Q J O O W S S U T I N O M I D
 T K S T L O V 2 K N L E W E H I N T Z O K L
 K E G X A M E 3 W E O N B C P V T U N T D B
 I 2 P E T E R J V P S T X 2 J 3 H R H H O S
 A O F O I S S V S H S Q L A O J I E M Y P Q
 K P D B A L U K E E I L V B H O A R L I X X
 E V 2 P N T H S B S A M B C N H N S Y 2 G Z
 J D J A S I C O R I N T H I A N S B K G C R
 I J O H N K R I O A S 3 O D I P E T E R D E
 H N H U A P T N M N V E E A C T S W J I N V
 L A N V E P R A A S A H E B R W V I F F S E
 P H I L E M O N N S P O H E B R E W S D O L
 P O X X O T Q R S Y X R O E T H U U F 2 E A
 P H I L I P P I A N S C F W S X X T Y Z 3 T
 H B R D Q E I T H E S S A L O N I A N S M I
 E L P B U I L D E R M L D G Y V G 3 H I P O
 M D O E N M P V P Z J U D E W F I R A J E N
 2 T I M O T H Y H Y O V A A E C Z E Q B K L

His Power in My Life


A. Spend a regular quiet time with Jesus to talk with Him and learn about Him.

Color in the boxes or circles to show your choices.

I will spend my quiet time with Jesus on:

Sunday	Monday	Tuesday	Wednesday	Thursday	Friday	Saturday
--------	--------	---------	-----------	----------	--------	----------

I will spend my quiet time with Jesus at:




when I get up.



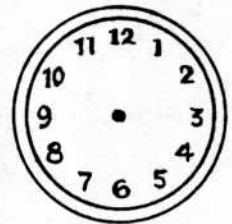
after breakfast.



after supper.



at bedtime.



I will spend my quiet time with Jesus:



on my bed.



outdoors.



at my desk.




in a chair.




on a sofa.

During my quiet time with Jesus, I'd like to try:



reading my Bible.




keeping a scrapbook.



writing a letter to Jesus.



reading a Bible story book.



drawing a picture.



singing songs.



keeping a prayer list.



studying my Sabbath School lesson.

Remember to always:

1. Begin with prayer,
2. Think about what Jesus wants you to learn or do,
3. Enjoy being with Him.

Suggestions for Parents or Leaders

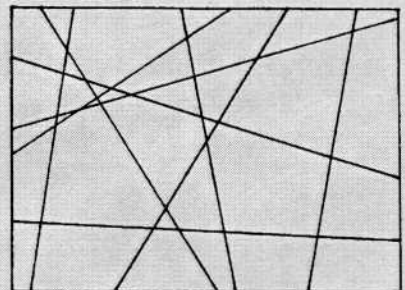
Your child needs your example and leadership as he tries to form good devotional habits.

You can help by:

- Having your own daily quiet time with Jesus daily;
- enthusiastically sharing some of the inspiration and insights you receive during your quiet time;
- leading out in family worship daily;
- helping your child choose a wise time and place for his quiet time;
- being a part of your child's quiet time until he is able and eager to continue on his own.

Children may use a ruler to make straight lines on a piece of paper. The lines should cross each other to make various shapes.

The child may color in a box each time he/she has a quiet time. Celebrate the establishment of the "quiet time" habit when all the boxes are filled. Then start a new chart.





I Am Special

Put together a scrapbook, poster, or collage showing some things you can do to serve God and others.



Things I like to do:

Things I'm good at:

What an Adventurer it is to serve Jesus!




Things people around me need:

Things I need to do better at:



Suggestions for Parents or Leaders



Try using:


- a camera to catch kids serving
- a camera to photograph demonstrations of how to serve
- a brainstorming session to think of ideas together
- crayons, pencils, markers, and paper to draw ideas
- written descriptions of their ideas
- magazines to cut pictures out of
- appreciation notes when you catch each other serving

I Can Make Wise Decisions

✎
☆☆☆
💡
📺
🗣️
👤
➡️
🔍
📖
🍲
👩🏫

Earn the Media Critic Adventurer Award

Media Critic Award



1. Explain what is meant by the term "media."

Cite four examples.

2. Memorize Philippians 4:8 and discuss three principles that help us form good reading, viewing and listening habits.
3. Keep a log of the time you spend each day with the different types of media. Note whether the media is Christ-centered or secular. Do this for two weeks.
4. Do one of the following with an adult:

a. watch television

b. read a story

c. listen to a recording

Become a "media critic" and discuss the merits of each.


👤
➡️
🏠
👉
✂️
🍪
👩🏫
👩🏫
👩🏫

I Can Care for My Body 3

✎
☆☆☆
💡
📖
👤
➡
🔍
📺
🍲
👩👧👦

Earn the Temperance Adventurer Award

Temperance Award



1. Read and discuss I Corinthians 6:19, 20 and I Corinthians 3:17.
2. What is meant by "drug" abuse?

- What is meant by temperance?

3. Talk to a doctor/nurse or discuss with an adult the use and effects of tobacco, alcohol, and drugs.

OR

Watch and discuss a film or video on the dangers of using any of the above.
4. Tell why some people choose to smoke, drink alcohol or use drugs. Tell how we can choose not to use them ourselves.
5. Plan a skit or play encouraging others to say "NO" and perform it with your group.

👤
➡
🏠
👤
✂
🍌
👩👧👦
👩👧👦

6. Design an antismoking, antidrug, anti-alcohol slogan and paint it on a T-shirt.

OR

Create a poster or illustration showing the dangers of drug abuse.

7. Identify two famous people or athletes who are the best in their area and tell why they do not use tobacco, drugs or alcohol.

OR

Interview two people you know who live happily and healthfully without using tobacco, drugs or alcohol, and discuss with them their reasons for being temperate.

8. Participate in a recognized fitness test:

a. President's Challenge

b. An equivalent program

Suggestions for Parents or Leaders

Make this award fun by:

- building food group collages or sorting types of food into boxes.
- enjoying an exercise activity together in the sunshine and fresh air.
- having a healthy water-drinking contest.

Order the information for the fitness tests from:

President's Challenge
 Poplars Research Center
 400 East 7th Street
 Bloomington, IN 47405

President's Challenge Qualifying Standards

Age	Curl-Ups (in 1 minute)	Shuttle Run (seconds)	V-Sit Reach (inches)	Sit & Reach (centimeters)	1-mile Run (min./sec.)	Pull-Ups (number)
Boys						
6	33	12.1	+3.5	31	10:15	2
7	36	11.5	+3.5	30	9:22	4
8	40	11.1	+3.0	31	8:48	5
9	41	10.9	+3.0	31	8:31	5
10	45	10.3	+4.0	30	7:57	6
Girls						
6	32	12.4	+5.5	32	11:20	2
7	34	12.1	+5.0	32	10:36	2
8	38	11.8	+4.5	33	10:02	2
9	39	11.1	+5.5	33	9:30	2
10	40	10.8	+6.0	33	9:19	3



I Have a Family

A. Share one way your family has changed. Tell how you felt and what you did.

A change that happened in my family was _____

I felt _____

We _____

B. Find a story in the Bible about a family that changed.

Circle the Bible family that is most like yours.




Moses' Family




Samuel's Family



Esther's Family



Jesus' Family



Philippian jailer's Family



Benjamin's Family



David's Family



Cain's Family



Peter's Family



Timothy's Family



Abraham's Family

This family is like mine because _____

Suggestions for Parents or Leaders

Share with the children a simple story about a change that happened in your family and how you reacted to it.


Bible stories about family changes include:

- ⇒ New Siblings: Moses' family
- ⇒ Foster or Adoptive Children: Samuel & Eli
- ⇒ Blended Families: Jesus' family
- ⇒ Extended family: Timothy's grandmother
- ⇒ Death: Benjamin's family
- ⇒ Divorce: David and Michael
- ⇒ Sibling rebellion: Cain's family
- ⇒ Illness: Peter's family
- ⇒ Moving: Abraham
- ⇒ Conversion: Phillipian jailer's family


Families Care for Each Other

A. Play the "I Care" game by having each family member plan a special way to show appreciation to each of the other members of the family.

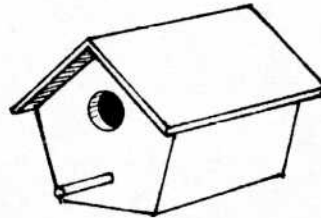
Write the name of each family member on one of the lines to show what you'd like to do for them. (You may draw your own ideas too.)



Special Award



Pretty Note



Homemade Gift

Your Idea

This coupon is good for washing and drying the dishes for one day.

Kindness Coupon

This coupon is good for working in the yard for two hours.

Kindness Coupon

This coupon is good for cleaning the house for two hours.

Kindness Coupon

Your Idea

Suggestions for Parents or Leaders


- ⇒ The “I Care” game is most fun when all family members play together.
- ⇒ Play at family worship, family meeting, Sabbath afternoon, or family night.
- ⇒ Try listing special things about each family member.
- ⇒ When each family member has given out their “appreciation messages,” share them with each other.

● My Family Helps Me Care for Myself

✎
☆☆☆
🧠
📖
🗺️
👤
➡️
🔍
💻
🍲
👶

Complete the Wise Steward Adventurer Award.

Wise Steward Award



1. Find a Bible verse which tells who owns everything on earth.
2. Describe a wise steward.
3. Find, read and explain Malachi 3:8-10.
4. Fill out your own tithe envelope and give it at church in the offering plate.
5. Make and decorate a place to keep your:
 - a. spending money.
 - b. savings.
 - c. tithe.
6. Make a poster showing some of the things Sabbath School offerings are used for.

🏠
➡️
🏠
👤
✂️
🍲
👶
👶
👶
👶

● The World of Friends



.....


A. Make friends with a person of another culture or generation, or someone who is handicapped.

B. Invite that person to a family or church event.

My new friend's name is _____

My new friend is special because _____

My new friend likes to _____



Draw an action strip to show what you and your friend did together.

1.	2.
3.	4.

Suggestions for Parents or Leaders

Background Information

Children learn prejudice toward others from the people and places around them. Their experiences or lack of experiences with different kinds of people may cause them to make inaccurate stereotypes about what an entire group of people is like. It is through learning about and associating with a wide variety of people that prejudices can be broken down. In this way a more accurate understanding of people as valuable individuals develops.

To be prejudiced toward someone means to prejudice that person and to treat him/her in a different way. The problem with prejudgments is that they are often untrue and they cause us to treat people unfairly. Prejudice may involve stereotypes about age, race, country of origin, religion, looks, intelligence, gender, political beliefs, culture, or economic status.

Children may become aware of prejudice and learn to avoid it by:

1. Recognizing that everyone has the same basic feelings and needs and that everyone wants to be loved, trusted and respected.
2. Learning to tell the difference between a fact and an opinion.
3. Keeping an open mind about each person they meet.
4. Spending time with people who are different from them.

The children can become involved with:

- a nursing home
- a school for the blind, deaf, or mentally challenged
- a church club, Sabbath School class, or school of another race, etc.;
- their own neighborhood.

Use this cube for reviewing facts about your country. Put the information in the correct square. (You may make copies of both sides of this page so you can cut it out.)

National Capital

Fold the cube and fasten it with tape. Roll the cube and give the information it calls for without looking.

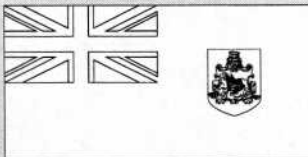
National Leader

National Pledge

National Anthem

National Flag


Flags of NAD



Bermuda



Canada



United States

National Animal
(Bird, Mammal, etc.)

The World of Nature


3

Earn an Adventurer Award for nature, not previously earned.

Check the Nature award that you earned. Requirements for each are listed in the following section.

- Astronomer
- Feathered Friends
- Flowers
- Friend of Animals
- Friend of Nature
- Gardener
- Trees

More Awards for Builder



Astronomer



1. Name several stargazers of the Bible.
2. Identify one planet, two stars, and three constellations in the sky at night and give their correct names.
3. Make a constellation peep box.
4. Explain the difference between a planet and a star.
5. Observe planets and stars in the night sky.
6. Observe two of the following and make a crayon resist:
 - a. moon rise
 - b. sunrise
 - c. sunset
7. Find three texts in the Bible that refer to the heavens.

Bead Craft



1. What is a bead?
2. Where did the word "bead" come from?
3. Name some of the materials that are used to make beads.
4. Tell at least two interest facts about the history of beads.
5. Name at least three things you can do with beads.
6. Make four (4) or more different objects with beads.
7. Give one of your bead projects to someone, such as an elderly person. Tell then what you've learned about beads, and explain what's special about the gift you have made for them.

Build and Fly



1. Make paper airplanes and fly them
2. Make a simple glider and fly it.
3. Make a simple kite, fly it, and explain the safety rules.
4. Observe four different animals that fly and tell how they fly.
5. Draw a picture of your favorite flying animal.
6. Know where the Bible speaks of an angel flying.
7. Know who were the first successful, motorized, air-plane pilots.
8. Work a crossword puzzle about types of flying.

Building Blocks



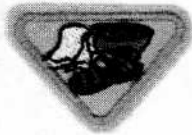
1. Find in the Bible and review 3 or more of the stories listed below: Noah (Gen 6-7); Tower of Babel (Gen 11:1-9); Abram's tent (Gen 12:1-8); Wilderness tabernacle (Ex 25-27); Solomon's temple (1 Chronicles 28:1-10, 2 Chronicles 3-5); Manger (Luke 2:1-20); Wise man and foolish man (Luke 6:47-49); New Jerusalem (Rev.21-22).
2. Invite a builder or carpenter to talk about the:
 - a. tools he uses (display and demonstrate)
 - b. kinds of things he builds
 - c. safety rules he follows
 - d. values like being honest, measuring carefully, following instructions/plans, setting a strong foundation.
3. Share 2 choices that you can make this week that will build up and not break down your character. A building's foundation is the most important part of the building. Our foundation is our character. Jesus, the master builder, will help us make good choices that will build a strong character.
4. Read Revelations 21-22 and learn about the heavenly home that God is making for all who choose His gift of eternal life. What building materials is He using?
5. Construct one or more buildings of any size or type. May work individually or in teams.

Cyclist



1. Earn the Road Safety Award.
2. Demonstrate:
 - a. How to keep the bike clean
 - b. How to safely ride the bike
 - c. Turn signals while riding
 - d. How to take care of the bike
3. Participate in a bike activity
4. Do a five-mile bike ride.
5. Make a map of where you went.
6. With your family, use your map to retrace your route.

Disciples



1. What is a disciple?
2. Find in the Bible the names and occupation of the disciples and put each name and occupation on a separate card. (Matthew 10:2-4, Mark 3:14-19, Luke 6:13-16, John 1:41-48). Mix up the cards on the floor and see how many names you can match with an occupation.
3. Name two sets of disciples that were brothers. See Matthew 10:2.
4. Discover which disciple was called first to follow Jesus? Read to find what that disciple did when he discovered Jesus was the Messiah? John 1:35-42
5. What did the disciples ask Jesus to teach them to do? See Luke 11:1.
6. Repeat the Lord's Prayer.
7. Choose a disciple and learn three things about him.
8. Sing a song about the disciples and/or do a short skit.
9. Be a disciple for Jesus.

Early Adventist Pioneer



This award is designed to create in children a growing awareness of their Adventist heritage, helping them feel good about being Adventist, and encouraging them to value the contribution of the pioneers.

1. Name five Adventist Pioneers and tell something about each.
2. Read a story about an Adventist Pioneer.
3. Learn an early Adventist hymn. Memorize the first verse.
4. Make and taste a batch of granola; tell what granola had to do with the pioneers.
5. Paint, tie-die, or decorate a plain bandana. Use the bandana to dress-up as a pioneer.
6. Memorize Rev. 14:12.
7. Hold a large book like Ellen White did in her vision and time yourself.
8. Play an early American game.
9. Do an early American craft.

First Aid Helper



1. Demonstrate how to treat an abrasion or a cut, and describe the dangers of dirty dressing.
2. Describe how to care for a nosebleed.
3. Identify and make a display of different types of bandages.
4. Make a simple first-aid kit and learn uses of included items.

5. Sterilize one of the following and tell why each is an important item to have in your first-aid kit.
 - a. tweezers
 - b. thermometer
 - c. needle
6. Visit an emergency-care facility to learn about some of the emergencies they care for.
7. Play "hospital" and practice your skills on the above emergencies.
8. Describe and draw the First Aid symbol.
9. Name a time when Jesus gave first aid to someone who was bleeding badly.

Friend of Animals



Grade 1 Nature

1. Take care of a pet for four weeks.
 - a. Feed it and be certain it has fresh water
 - b. Brush your pet, give it a bath or clean its resting place

OR

Put out scraps or seeds for birds or animals in your neighborhood or school.

- a. Identify creatures that eat these scraps
 - b. Draw and color pictures of them
2. List creatures that live in your neighborhood.
 3. Match 10 animals with their houses.
 4. Make an animal mask.
 5. Play an animal game.
 6. Make a stuffed animal. Describe how this animal would be cared for if it were real.

OR

Visit one of the following:

- a. zoo
 - b. kennel
 - c. museum
 - d. farmyard
 - e. aviary
 - f. pet shop
7. On what day of creation did God create the animal you cared for.

Friend of Nature



Grade 2 Nature

1. Take a nature walk and discover items of interest.
 - a. Show or tell what you found.
 - b. Make these items into a collage or poster.
2. List the names of three different trees and do a bark rubbing of each.
3. Collect four different kinds of leaves and compare.
4. Go on a critter hunt. Explore (or observe with a magnifying glass) all the things you can see in a 10 square foot area.

OR

Explore a yard or park and talk about what you see.

5. Visit one of the following:
 - a. zoo
 - b. park
 - c. wildlife area
6. Write a thank-you note to the people who took you to the place you visited in requirement #5.
7. Explain:
 - a. How to become a friend of nature
 - b. How to pick a flower when it is allowed
 - c. How to protect trees, nests, etc.

Gymnast



1. Have the Fitness Fun Award.
2. Perform at least five different warm ups.
3. Lead out in warm-ups and stretches at the start of three classes.
4. Be able to do seven of the following movements and practice to improve.
 - a. Backward roll
 - b. Cartwheel
 - c. Backbend
 - d. Backward stretch straddle roll
 - e. Dive roll
 - f. Head stand
 - g. Handstand
 - h. Beam walk
 - i. Forward straddle roll
5. Participate in a recognized fitness test:
 - a. President's Challenge
 - b. or an equivalent

Hand Shadows



1. Teach each child how to hand shadow pictures.
2. Once they have learned hand shadows, ask the following questions:
 - a. Which hand shadow enjoy?
 - b. Which was the hardest
 - c. Why was it more difficult?
 - d. Where there some you couldn't make?
3. Let children discuss how to teach this skill to other children.
4. Practice with adult supervision to teach others to make
5. Teach someone how to more hand shadows.

Homecraft



1. Design and build a sculpture, using toothpicks.
2. Do or make two of the following:
 - a. A crocheted piece
 - b. A cross stitched piece
 - c. A knitted piece
 - d. An embroidered piece
 - e. Thread a needle and sew on buttons
3. Cover a bottle to be used as a vase.
4. Design and make a "refrigerator" magnet.
5. Make a picture from household items or foods.
6. Make two items from things that would normally be thrown away.
7. Start a collection of "throwaway home items" that may be reused for craft projects.

Lizards



1. What is a Herper and how can you become a Herper?
2. Learn about lizards in your area.
3. Learn how to care for a lizard.
4. Catch a lizard or see them in a pet store, on a video, at a nature center, zoo or books. Invite herpetologist or knowledgeable guest to talk to Adventurers.
5. Paint a lizard on a rock.
6. Read Leviticus 11:29-30.

Olympic



1. Learn a little about the Olympic Games:
 - a. Where were they first held?
 - b. When?
 - c. Where will the next Games be held?
2. Make an Olympic banner.
3. Make an Olympic torch.
4. Play an Olympic game.
5. Make an Olympic color chain.
6. Memorize II Timothy 4:7.
7. Who in the New Testament talks about running a race?
8. Discuss with your parent or teacher what I Corinthians 9:24-26 means.

Sewing Fun



1. Tell what the first sewing needles were made of.
2. Tell what was first used as thread.
3. State when sewing machines first came into existence.
4. Demonstrate how to thread a needle.
5. Knot the end of some thread and sew on a button.
6. Make a bean bag.
7. Make a useful article using at least two different stitches.
8. Read the story in Acts 9:36-41 and plan a way to do something similar.

Swimmer II



Complete the Red Cross Swim Level II-Primary Skills or the following:

1. Complete and receive the Swimmer I Award.
2. Hold your breath and fully submerge your head for three seconds.
3. Submerge and retrieve objects in chest-deep water.
4. Explore deep water with support.
5. Prone float or glide unsupported for five seconds and recover to standing.
6. Supine float or glide unsupported for five seconds and recover to standing.
7. Demonstrate leveling off from a vertical position.
8. Rhythmic breathing with or without support (bob ten times).
9. Step from side into chest-deep water and recover to a vertical position.
10. Get out at side of the pool.
11. Flutter kick on front and back.
12. Demonstrate finning on back.
13. Demonstrate back crawl arm action.
14. Perform combined stroke on front, using kick and alternating arm action, for five yards.
15. Perform combined stroke on back, using kick and choice of arm action, for five yards.
16. Demonstrate turning over front to back and back to front.
17. Put on life jacket in shallow water and float for one minute with face-up position.
18. Demonstrate reaching and extension assist from deck.
19. Demonstrate assisting nonswimmer to feet.
20. Become familiar with rescue breathing.

Tin Can Fun



1. What is the earliest known use of tin and how is it used today?
2. Play "Mystery Can Fun" game.
3. Keep a record of how many cans your family uses this next week.
4. How were things preserved in Jesus' day?
5. How was tin used in Bible times?
6. Make a telephone or stilts with tin cans.
7. Bring three cans of food to donate. Trees

Trees



Grade 2 Nature

1. Read several Bible verses about leaves. List the kinds of leaves you find.
2. Collect 10 leaves from different trees.
 - a. Press and dry
 - b. Identify
3. Paint one leaf with chocolate.
4. Tell how trees scatter their seeds and collect or draw five different seeds.
5. Make two different leaf rubbings.
OR
Make two pieces of stationery, using a leaf design.
6. Discover the trees and leaves in your neighborhood. Learn something special about each one. Report your findings to the class.
7. Put your dried leaves in a "Leaves" Scrapbook.

Troubadour



1. Play a song on a simple instrument or mark the rhythm of a tune with a tambourine, triangle, etc.
2. Act out a character or animal with costume or gestures so the group can recognize it.
3. Act out, with a group, a story.
4. Name three people of the Bible who were musical.
5. Make up a poem about nature.
6. Sing two traditional songs of your country.
7. With a few friends, organize 15 minutes of entertainment for a group.
OR
Tell a story to a group.
8. Find, read, and explain the meaning of Psalm 66:1-2.

Even more Adventurer Awards

The Builder can go back and complete unearned Grade 1/Busy Bee and Grade 2/Sunbeam Awards. These include:


- Artist
- Bead Craft
- Bible I
- Building Blocks
- Camper
- Collector
- Cooking Fun
- Courtesy
- Disciples
- Early Adventist Pioneer
- Fitness Fun
- Friend of Jesus
- Guide
- Hand Shadows
- Handicraft
- Health Specialist
- Home Helper
- Lizards
- Music Maker
- Road Safety
- Safety Specialist
- Skier
- Spotter
- Swimmer I
- Tin Can Fun

The Builder should not be encouraged to do Grade 4/Helping Hand Awards.



**Adventurer Ministries
North American Division
Seventh-day Adventist Church**
© NAD Adventurer Ministries 1996

ISBN 1-57756-189-9



9 781577 561897

90000

