

## Note to Instructors and Parent(s)/Guardian(s)

This activity book is designed as an ancillary resource to the Eager Beaver curriculum. It is important that Adventurers learn through all their senses, so singing, smelling, listening, and activities that require movement should be of primary importance in your program.

Activity booklets may be used in whole, or the pages may be removed and completed one at a time. Collecting the completed pages and binding them together (with a stapler, yarn, or in a binder) at the end of the year will provide a keepsake for the children to remind them of their year as an Eager Beaver.

Note: Meetings 13, 14, 18, 21, 22, and 23 do not have pages in this activity book.



**Distributed by:**

AdventSource  
5120 Prescott Avenue  
Lincoln, NE 68506  
**adventsource.org**  
**402.486.8800**

Copyright ©2007, 2015 North American Division Corporation of Seventh-day Adventists. 3rd printing.

Permission to make photocopies or to reproduce by any other mechanical or electronic means in whole or in part and designed page, illustration or activity in the book is granted only to the original purchaser and is intended for non-commercial use within a church, school, or club. None of the materials in this book may be reproduced for any commercial promotion, advertising, or sale of a product or service. Sharing of the material in this book with other churches, schools, or organizations is prohibited. All rights reserved.

**Illustrator:** Palimor Studios

**Cover designer:** Aphelandra Messer

**Project manager:** Christal Gregerson

Printed in the U.S.A.

ISBN# 978-1-62909-206-5




# Beaver Play

## Adventurer Pledge

Because Jesus loves me, I will always do my best.

Draw a picture of something you can do for Jesus.



I'm an Eager Beaver for Jesus.

---

*Write your name*



# Bible Friends

Trace the Bible friends' names.

David

Jonathan


Ruth

Naomi



# Scavenger Hunt

Circle each of these hidden objects:

Soccer ball 

Baseball mitt 

Trumpet 

Hat 

Paintbrush 





# Alphabet Fun

Draw a line from each letter to the picture that makes its sound.


C




D



G



H



L





# God's World

Underline the sentence that goes with each picture.


1. God created the stars.
2. God created the fish.




- 
1. God created the birds.
  2. God created the water.



- 
1. God created Adam.
  2. God created the animals.



- 
1. God created the trees.
  2. God created the sun.





# Gadgets & Sand

Draw a circle around the bucket that is in front of the sandcastle.

Color the two shells pink and the shovel red.





# Manners Fun

Circle the picture that shows how your Eager Beaver leader feels when you say the following words.

Thank you.



Give me that!



May I help you?



That's mine!



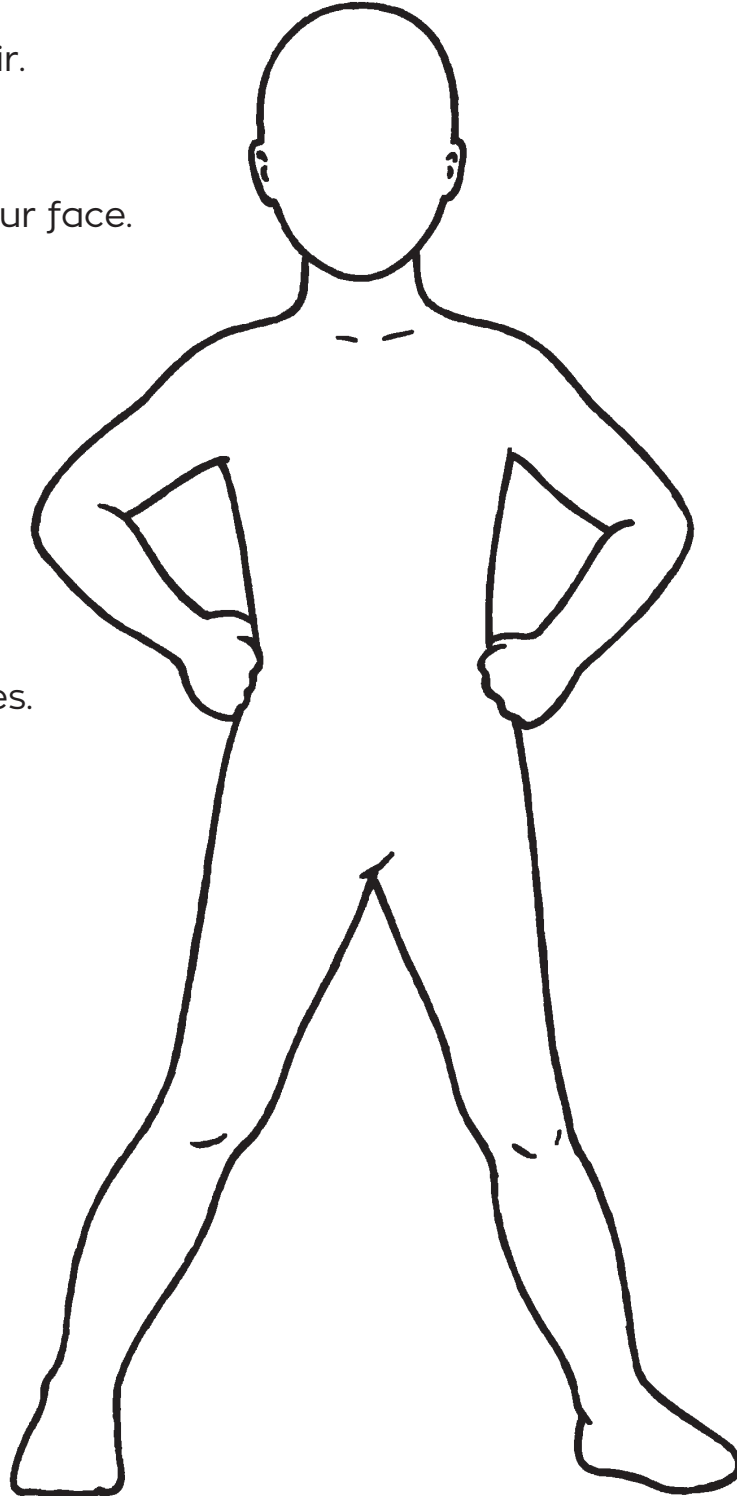




# Know Your Body

Draw your hair.

Draw your face.



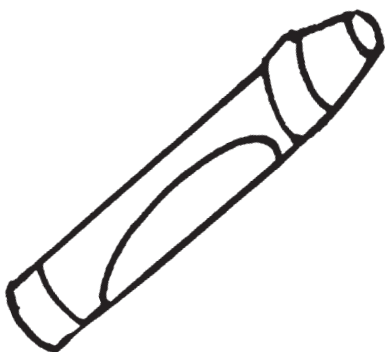
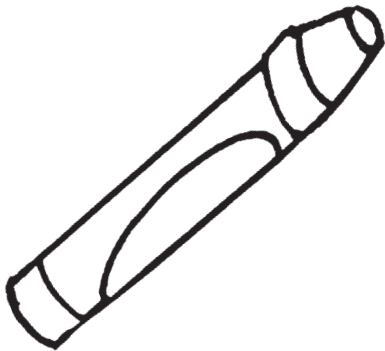
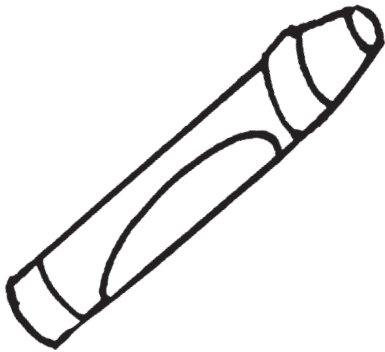
Draw your clothes.

Draw your shoes.



# Crayons & Markers

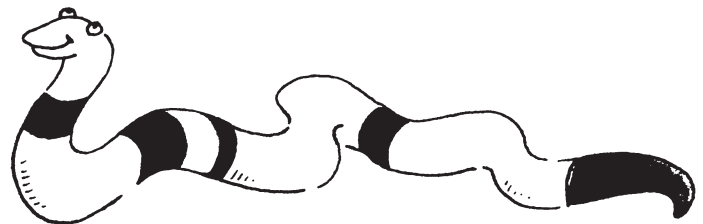






1. Color one crayon red.
2. Color one crayon purple.
3. Color one crayon yellow.
4. Color one marker orange.
5. Color one marker green.
6. Color one marker blue.





# Pets

Color the animal you would like to have for a pet.






# Helping at Home

Putting away your toys is one way to help at home. Help find the toys that need to go in the toy box.

1. Circle the toys UNDER the box with a green crayon.
2. Circle the toy BESIDE the box with a purple crayon.





# Birds


Write the number of birds.

1 1




One

2 2




Two

3 3




Three

4 4



Four

5 5




Five



# My Community Friends

When friends are sad or sick, it's nice to take them a card.


Draw a line from the Eager Beaver to her friend.







# Shapes & Sizes


Underline the  that is the biggest.




Underline the  that is the smallest.



Underline the  that is the smallest.



Underline the  that is the biggest.






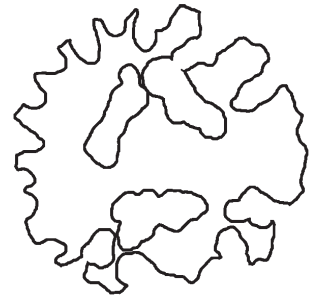




# Sponge Art

Sponges live in the sea.

Circle the animals that also live in the sea.










# Animals

1. Circle the animals that have FUR with a red crayon.
2. Circle the animals that have FEATHERS with a blue crayon.
3. Circle the animals that DO NOT have feathers or fur with a yellow crayon.





# Animal Homes

Where do these animals live?

Circle the picture of each animal's home.

